


ARCHETTO TWIST

design Gianfranco Marabese 2015
INDOOR & OUTDOOR COLLECTION

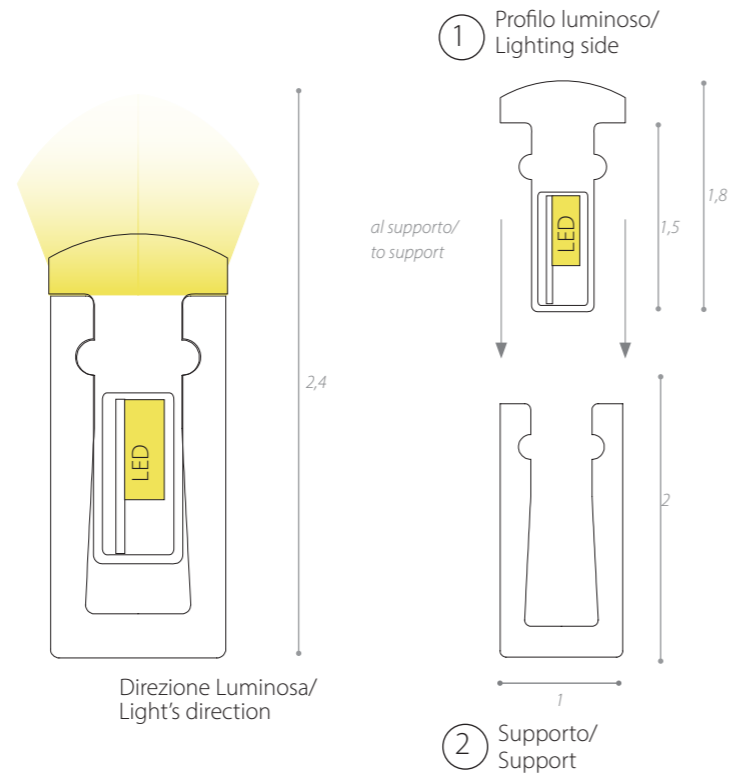


Archetto Twist, sempre generato da un'estrusione in silicone, al cui interno alloggia una strip LED. E' un profilo di luce, morbido: un progetto estremamente duttile, applicabile in tutte le situazioni in cui necessita una luce poco invasiva, di facile installazione. La flessibile linea luminosa, utilizzabile indoor e outdoor, consente di ottenere linee di luce di lunghezza variabile, fino a 5 metri, con taglio a misura ogni 5 centimetri.

Archetto Twist is a light profile, always generated by a silicone extrusion housing inside a LED strip. It is an extremely ductile project, applicable in all situations in which it requires a light that is not very invasive and easy to install: is a soft and flexible bright line, to be used in indoor and outdoor, which allows to obtain lines of light with dimensional extensions variable up to 5 meters.



Cod. ARCTWI01BI27 2700K
 Cod. ARCTWI01BICA 3000K
 Cod. ARCTWI01BI 4000K



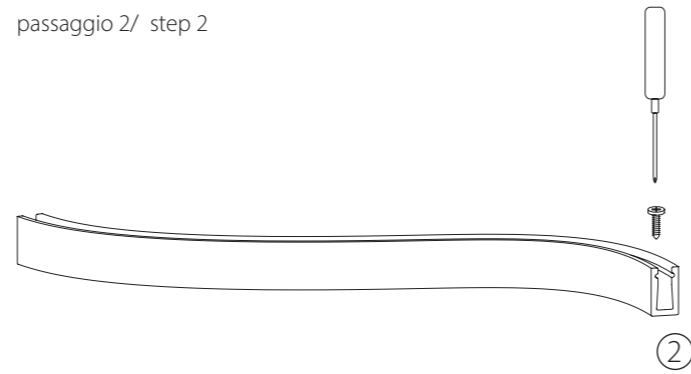
Montaggio/Mounting

passaggio 1/ step 1



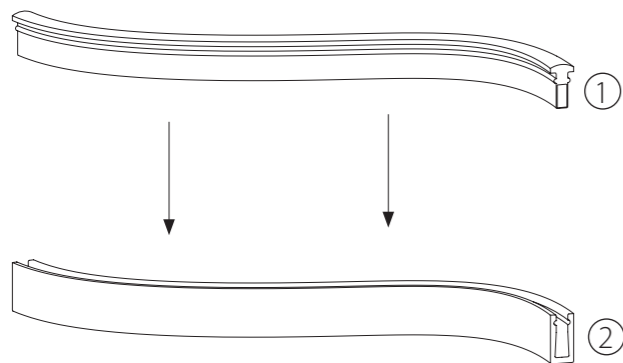
Tagliare Archetto Twist nella misura desiderata
 E' possibile tagliare Archetto Twist ogni 5cm/
 Cut Archetto Twist at wished lenght
 It's possible to cut Archetto Twist every 5cm

passaggio 2/ step 2



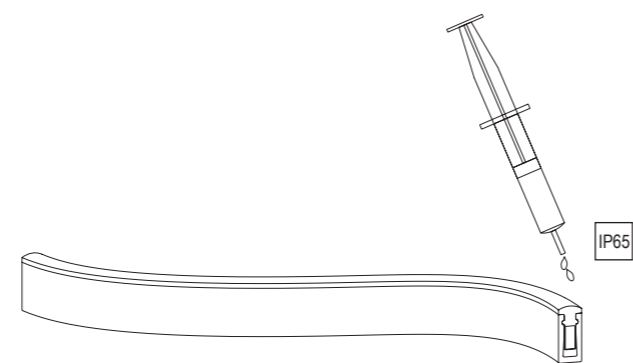
Fissare il supporto alla superficie/
 Fix the support on the surface

passaggio 3/ step 3



Inserire il profilo luminoso sul supporto con leggera pressione/
 Insert the lighting side into the support with a light pressure

passaggio 4/ step 4




Sigillare le estremità con silicone speciale/
 Seal the ends with a special silicone glue

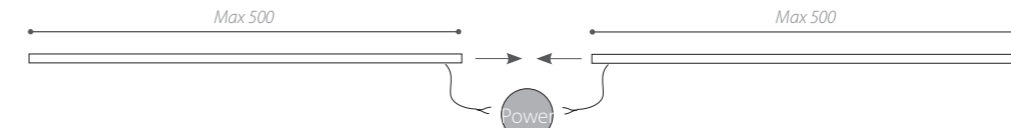
Desktop Drivers		Remote Drivers		Remote Drivers IP67	
24v	35w	24v	35w	24v	35w
24v	70w	24v	75w	24v	60w
24v	120w	24v	100w	24v	100w
		24v	150w	24v	150w

Cablaggio/Wiring

Cablaggio standard/
 Standard wiring



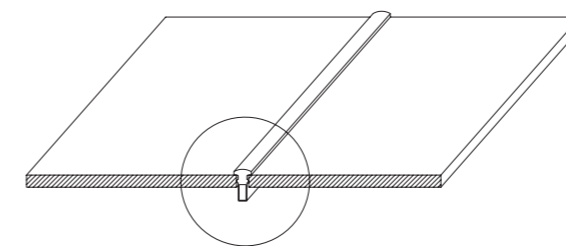
Cablaggio per continuità della traccia luminosa/
 Wiring for the continuity of the light track



Questo tipo di cablaggio su richiesta consente di connettere più moduli ottenendo una linea di luce continua/
 This wiring on demand allows to link different modules to get a continuous line of light

Applicazioni/Applications

Applicazione ad incasso/Inlay application



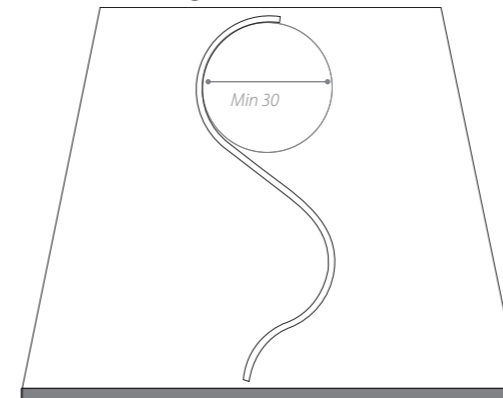
Particolare/ Particular



Inserire la parte luminosa in un taglio di larghezza max 6,5mm/
 Insert the lighting side in a cut 6,5mm of with

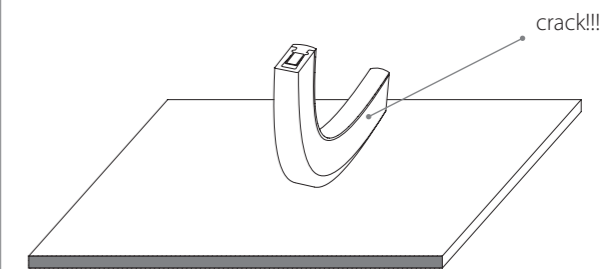
Avvertenze/Warnings

YES



Piegare Archetto Twist tenendolo aderente alla superficie/
 Bend Archetto Twist keeping it adherent to the surface

NO



ATTENZIONE: non piegare Archetto Twist nel verso sbagliato/
 WARNING: do not bend Archetto Twist over the wrong direction



Controllers

Dimmer radiofrequenza per bianco con telecomando/ max 190w
 Radiofrequency dimmer for white with remote control



BREAKFAST ROOM
→
TOILETS
PARKING
→
B  301-310
→
LOBBY
←





